



Introductory Letter 2021-22

Theme 1 – Who we are

Grade:- Praveshika

12th April 2021

Dear Parents,

Welcome to the world of joyful learning!

Parents and teachers are the guiding light in our children's life. It is our collaborative efforts that evolve and polish their innate talents and help them gradually gain knowledge about facts related to life and the world. We look forward for your support and cooperation to make this journey fruitful for our students.

We will begin with our first unit of inquiry

Transdisciplinary Theme	Who we are
Central Idea	We use our senses to explore ourselves and the surrounding
Lines of Inquiry	<ol style="list-style-type: none">1. Importance of sense organs2. Taking care of senses3. Interconnection between our senses and surrounding
Key concepts	<ul style="list-style-type: none">• Causation - Learners will understand causes that help them to explore their surroundings.• Responsibility: Learners will show responsibility by maintaining hygiene for a healthy life.• Connection: Learners will make connection between their senses and their surroundings.
Learner Profile	<ul style="list-style-type: none">• Knowledgeable – They will become knowledgeable about their senses through various learning experiences.

	<ul style="list-style-type: none"> • Balanced: They will develop as balanced individual by maintaining balance between taking care of their body and by adopting healthy life style. • Caring – They will be able to take care of their sense organs by following proper hygiene.
Approaches to learning	<ul style="list-style-type: none"> • Research Skill – Learners will be able to research more about sense organs through nature walk and classroom environment. • Thinking Skill – They will develop this skill through various activities in class through strong provocative situations.
Subject Focus	Languages, Maths, Science, Arts, PSPE.
Suggested website	<ul style="list-style-type: none"> ❖ https://www.youtube.com/watch?v=XUMiPK6LZBI ❖ https://www.youtube.com/watch?v=tLFT5WMB_M ❖ https://www.youtube.com/watch?v=Dq-9oumiJfA ❖ https://www.youtube.com/watch?v=b0tM7iJ0pwE

Under this theme children will learn to connect the use of their sense organs to make observation about their environment and objects they use in their day to day life. We request you to interact with your child about his/her favorite artifacts, food, toy or anything that the child can relate to five senses so that he or she can speak few lines about it /express his/her views about it.

Some activities that could be done at home to connect with this theme are:

- Exploring taste, texture, smell of different things at home.
- Explore and feel the surroundings to connect their sense organs and their uses.

Thank You

ASSIGNMENT – 1
DATE: 12th April 2021 (MONDAY)

ENGLISH:

Write the beginning letter of the given pictures

Name: _____

What's My Sound?

Shade the beginning sound of each picture.

	c m u		s h t
	n a r		f c d
	e a b		a b x
	m b i		r w y

MATHS:

Write missing numbers



Fill in the missing numbers to 50

1		3		5		7			10
	12		14			17		19	
21		23		25			28		
	32		34		36			39	40
41			44			47		49	50




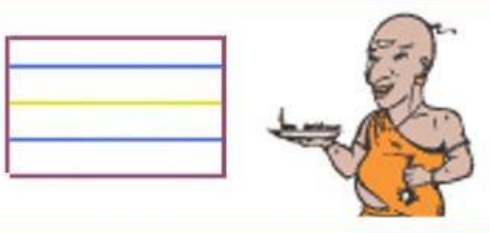
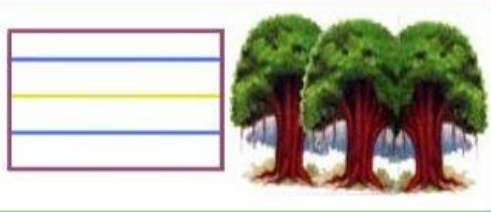

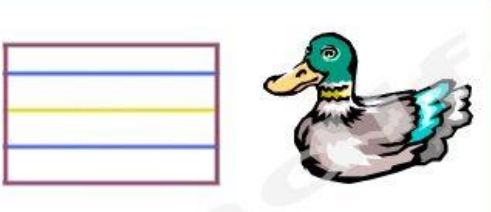
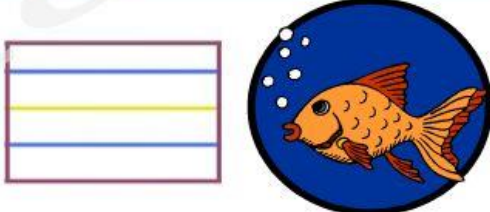


HINDI:

चित्र देख कर सही व्यंजन लिखो ।

चित्र के नाम के पहले अक्षर को लिखो

Write the First Letter of the Picture

Indif.com



	
	
	
	

Indif.Com


UOI:


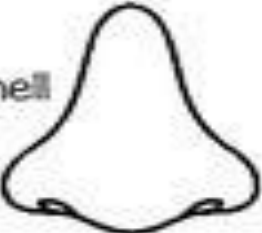
Color sense organs

Name _____

touch  taste 

My 5 Senses

see 

hear  smell 

The image is a worksheet for coloring sense organs. It features a decorative border with star-like patterns. At the top, there is a line for the student's name. Below this, there are four simple line drawings: a hand, a tongue, an eye, and a nose. Each drawing is accompanied by a label: 'touch' for the hand, 'taste' for the tongue, 'see' for the eye, and 'smell' for the nose. The word 'hear' is written below the ear drawing, but there is no drawing of an ear. The title 'My 5 Senses' is centered in the middle of the page.

ART :

Colour page no.4 in colouring book

DANCE / PE :

Watch the video and follow the steps for fun

<https://www.youtube.com/watch?v=iZinb6rVozc&feature=youtu.b>